






INTERIOR DESIGN TILE STYLE GUIDE

Tile can be the footing you walk on in the comfort of your home, the backdrop for dinner on the stove, the serene accent in your shower, or the gathering spot for family at your kitchen counter. Here's a guide to help you choose which tile type and style is best for your lifestyle or interior design project.

GLASS






Made from a combination of sand and other minerals that are melted together at very high temperatures.

<p>Used for</p> <ul style="list-style-type: none">  Walls  Backsplashes  Flourishes and trims 	<p>Design Details</p> <p>Can be colored either entirely through the tile or just on the surface. Color will not fade while staying moisture-proof.</p>	<p>Cleaning & Maintenance</p> <p>Easy</p>	
<p>Installation</p> <p>Avoid installing on the floor, unless as a design accent because it could break and become dangerous.</p>			



PORCELAIN

Made from dense clay.

<p>Used for</p> <ul style="list-style-type: none">  Walls  Showers  Backsplashes  Countertops  Ceilings  Flooring 	<p>Design Details</p> <p>Coloring is usually white or gray and left unglazed. You can screen-print an image on it to give it a natural stone or fabric look.</p> <p>Designer Tip: Porcelain with screen-printing is not colored all the way through so if it breaks or chips, the natural color will show through. Through-body porcelain has color throughout the tile, hiding cracks or chips, making it a great choice for outdoor use.</p>	<p>Cleaning & Maintenance</p> <p>Easy</p>	
<p>Installation</p> <p>Great, lower-maintenance alternative to wood or stone floors. More patterns are available than before, and prices have been reduced significantly.</p>			



CERAMIC TILE

Made from Natural clay, sand, and water.

<p>Used for</p> <ul style="list-style-type: none">  Walls  Ceilings  Backsplashes  Countertops  Flooring  Showers 	<p>Design Details</p> <p>May have a natural red terra-cotta finish and may feature a glazed finish.</p>	<p>Cleaning & Maintenance</p> <p>Easy</p>	
<p>Durability</p> <p>Minimize outdoor use because of high moisture content.</p> <p>Installation</p> <p>Simple. Can be used in oddly-shaped areas that require special cuts. Not advised for outdoor flooring in extreme temperatures.</p>			



NATURAL STONE

Made from natural material.

<p>Used for</p> <ul style="list-style-type: none">  Walls  Ceilings  Outdoor  Backsplashes  Grill and outdoor appliance facing  Tub decks  Flooring  Showers  Baseboards 	<p>Design Details</p> <p>Natural, earthy composition and authentic look.</p>	<p>Installation</p> <p>Details provided by installers.</p>	
<p>Cleaning & Maintenance</p> <p>Porous, requiring more maintenance than other tile types. Use soap and water or non-acidic cleaners. Should be sealed, either with regular seal (using clear rain coat to protect from spills, stains, or etching), or enhanced sealer, which also enhances color.</p>			



EXOTIC TILE

Made from variety, ranging from animal hide to sea shells to mirrored glass.

<p>Used for</p> <ul style="list-style-type: none">  Walls  Outdoor  Backsplashes  Flourishes and trims  Flooring  Showers 	<p>Design Details</p> <p>Endless options. Typically custom-designed for a unique look.</p>	<p>Cleaning & Maintenance</p> <p>Varies</p>	
<p>Cost</p> <p>Varies based on intricacy of your chosen design and materials availability. Leather tile comparable to high quality hardwood floor, mirrored tile less expensive.</p>			



Presented by:

